



## WageKey Presentation Overview & Contact Info

---

### Introduction:

LaborKey Corporation has been providing Davis-Bacon reporting software since 2001.

The federal D.O.L. is always scheduling Davis-Bacon surveys without any advance warning. They claim they will be increasing the frequency of these surveys.

Current states lined up for newest surveys:

- Minnesota
- New Hampshire
- Alabama (*all 3 major categories – Building, Highway & Heavy*)
- Arkansas
- Mississippi

California was delayed, but theirs is coming soon as well.

### Topics:

- (1) Analysis Reports & Maps
- (2) Federal WD-10 Submission

### Contact Info:

#### LaborKey Corporation

Brett Gurgel, Systems Developer

[brett@laborkey.com](mailto:brett@laborkey.com)

612.554.5394



## WageKey Analysis Reports & Maps

### Selecting Data for Wage Analysis Report & Map:

Project data are reported by survey date range (construction site visit date range), county, job classification, wage rate, and any other appropriate selection criteria.

In the illustration below, only data reportable on the federal D.O.L. WD-10 survey (following “peak week” rule) are included, and all project data are selected for the period of 04/01/2010 through 03/31/2011 for all Minnesota counties, including highway, heavy, building & residential construction data. (Data are not real.)

The screenshot displays the 'Wage Analysis Reports' interface within the LiUNA Key - Minnesota application. The interface includes a navigation bar with options like Projects, Reports, Exports, Sync, Backup, Restore, Contractors, Config, and Exit. Below this, a sub-menu shows D.O.L. Select, D.O.L. Submitted, Wage Analysis (selected), Agent Activity, and Misc.

The 'Wage Analysis Reports' window contains the following selection criteria:

- REPORT TYPE:** ALL WAGES AS WOULD BE REPORTED TO FED
- PERIOD:** specific, FROM: 04/01/2010, THROUGH: 03/31/2011
- STATE:** MN, **COUNTY:** ALL COUNTIES ...
- ☒ INCLUDE COUNTIES WITH RECORDED WAGES
- ☐ INCLUDE COUNTIES WITHOUT RECORDED WAGES
- UNION AGENT:** ALL UNION AGENTS ...
- CATEGORY:** ALL PROJECT CATEGORIES ...
- TYPE OF WORK:** ALL TYPES OF WORK ...
- WAGE:** ALL WAGES ...

The 'WAGE' section lists the following data:

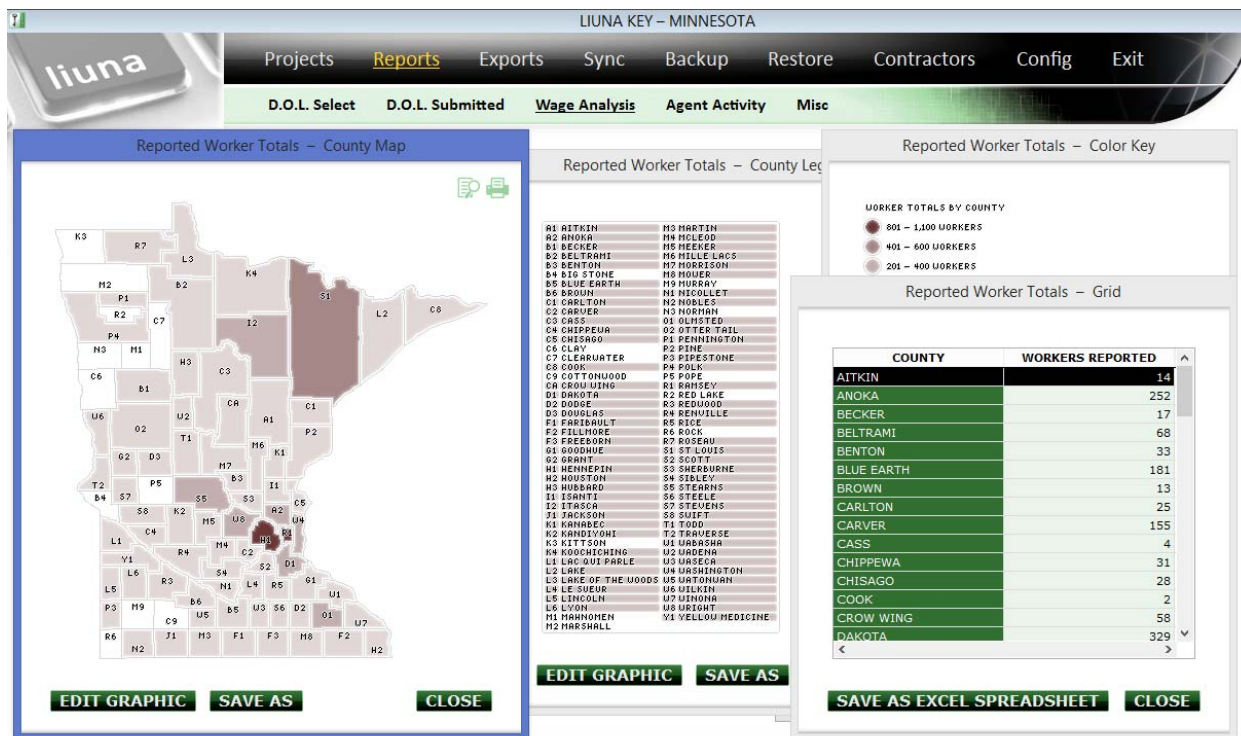
615 workers, \$27.96 / \$43.09	(03D5 - METRO BUILDERS, 101, BLDG, BEG 09-06-10, END 04-30-11)
435 workers, \$26.32 / \$41.35	(039V - H1, 101, HWY, BEG 05-01-10, END 05-01-11)
252 workers, \$28.86 / \$43.09	(002C - METRO BUILDERS, 101, BLDG, BEG 05-01-09, END 09-05-10)
157 workers, \$26.32 / \$41.35	(038T - +HH1, 101, BLDG, BEG 05-02-10, END 05-01-11)
133 workers, \$20.62 / \$35.93	(0387 - OSB16 VIRGINIA EASTERN, 101, BLDG, BEG 05-01-10, END 04-30-11)
107 workers, \$23.16 / \$36.85	(03B8 - H3B, 101, HWY, BEG 05-01-10, END 05-01-11)
85 workers, \$18.81 / \$31.30	(03BK - H4, 101, HWY, BEG 05-01-10, END 05-01-11)
82 workers, \$26.44 / \$41.31	(035W - OSB12 RED WING 132, 101, BLDG, BEG 05-01-09, END 09-05-10)

At the bottom, there is a checkbox for ☒ INCLUDE ITEMIZATION BY PROJECT and three buttons: PREVIEW, PRINT, and MAP.

# Generating Wage Analysis Report & Map:

On the screen illustrated on the prior page, the user clicks the “PRINT” button to generate the “Wage Analysis Report”, and the “MAP” button to generate the “Wage Analysis Map”. These output reports both include all the selection details in the report header area, and these reports go hand-in-hand.

After clicking the “MAP” button, the software also generates a number of map and legend graphics and a grid object (illustrated below) which can be quickly popped into a PowerPoint.



The Wage Analysis Report and Map are illustrated on the following 3 pages.

# WAGE ANALYSIS REPORT

- ALL WAGES AS WOULD BE REPORTED TO FED
- PERIOD: 04/01/2010 - 03/31/2011
- ALL COUNTIES IN MN
- ALL AGENTS
- ALL PROJECT CATEGORIES
- ALL TYPES OF WORK
- ALL WAGE RATES



## MN - AITKIN

### CLASS: CRP - CARPENTER TENDER / HIGHWAY

#### PROJECT ID # C005Z4 - CSAH 1 BRIDGE REPLACEMENT - AITKIN

GEORGE WASHINGTON

WEEK ENDING: 06/26/2010 CONTRACTOR: ROBERT R SCHROEDER CONSTR  
PROJECT START: 04/01/2010 PROJECT VALUE: \$953,241

RATE & TOTAL: \$18.81 / \$31.30  
TOTAL WORKERS: 2

#### SUMMARY • for class

#### CRP - CARPENTER TENDER / HIGHWAY

(MN - AITKIN)

	PAY RATE	PAY FRINGE	PAY TOTAL	COUNT
PREVALENT WAGE	\$ 18.81	\$ 12.49	\$ 31.30	2
AVERAGE WAGE	\$ 18.81	\$ 12.49	\$ 31.30	

TOTAL WORKERS: 2

### CLASS: FLP - FLAG PERSON / HIGHWAY

#### PROJECT ID # C006AL - MILLED RUMBLE STRIPS/SIGNING - MN/DOT

GEORGE WASHINGTON

WEEK ENDING: 10/09/2010 CONTRACTOR: H & R CONSTRUCTION CO  
PROJECT START: 09/01/2010 PROJECT VALUE: \$585,845

RATE & TOTAL: \$18.81 / \$31.30  
TOTAL WORKERS: 2

#### SUMMARY • for class

#### FLP - FLAG PERSON / HIGHWAY

(MN - AITKIN)

	PAY RATE	PAY FRINGE	PAY TOTAL	COUNT
PREVALENT WAGE	\$ 18.81	\$ 12.49	\$ 31.30	2
AVERAGE WAGE	\$ 18.81	\$ 12.49	\$ 31.30	

TOTAL WORKERS: 2

### CLASS: GEN - GENERAL LABORER / HIGHWAY

#### PROJECT ID # C006AL - MILLED RUMBLE STRIPS/SIGNING - MN/DOT

GEORGE WASHINGTON

WEEK ENDING: 10/09/2010 CONTRACTOR: H & R CONSTRUCTION CO  
PROJECT START: 09/01/2010 PROJECT VALUE: \$585,845

RATE & TOTAL: \$18.81 / \$31.30  
TOTAL WORKERS: 3

#### PROJECT ID # C006AF - SAP 01-633-04 CTY RD 33

GEORGE WASHINGTON

WEEK ENDING: 07/24/2010 CONTRACTOR: CASPER CONSTRUCTION  
PROJECT START: 07/01/2010 PROJECT VALUE: \$787,157

RATE & TOTAL: \$18.81 / \$31.30  
TOTAL WORKERS: 7

#### SUMMARY • for class

#### GEN - GENERAL LABORER / HIGHWAY

(MN - AITKIN)

	PAY RATE	PAY FRINGE	PAY TOTAL	COUNT
PREVALENT WAGE	\$ 18.81	\$ 12.49	\$ 31.30	10
AVERAGE WAGE	\$ 18.81	\$ 12.49	\$ 31.30	

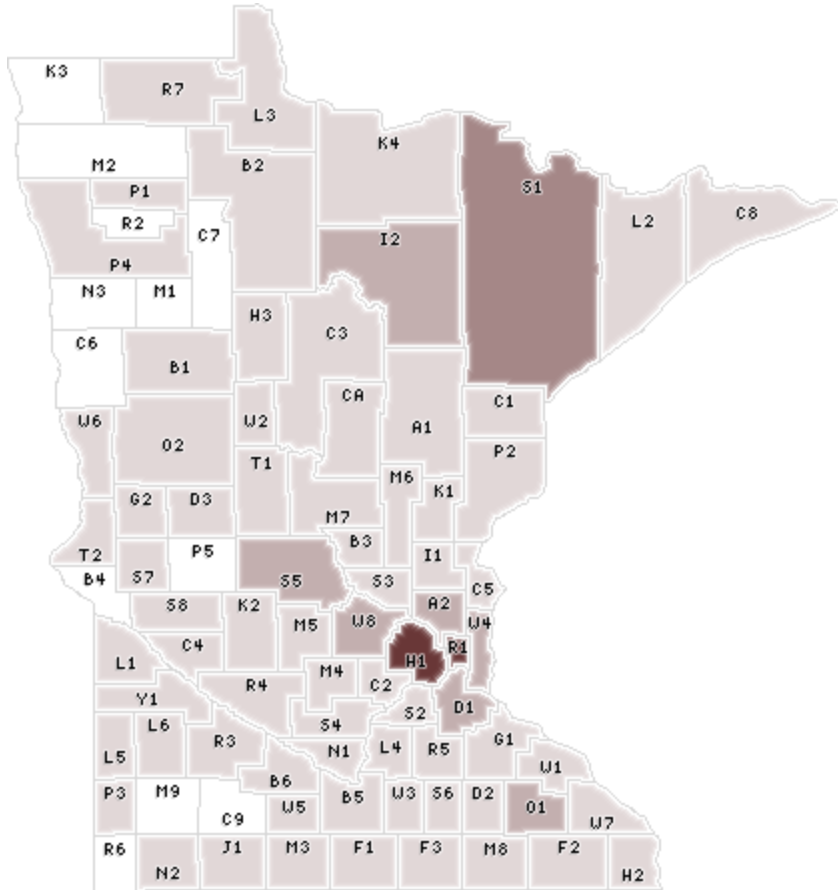
TOTAL WORKERS: 10

# WAGE ANALYSIS MAP

- ALL WAGES AS WOULD BE REPORTED TO FED
- PERIOD: 04/01/2010 - 03/31/2011
- ALL COUNTIES IN MN
- ALL AGENTS
- ALL PROJECT CATEGORIES
- ALL TYPES OF WORK
- ALL WAGE RATES



## MINNESOTA COUNTY MAP



## MINNESOTA COUNTY LEGEND

A1 AITKIN	M3 MARTIN
A2 ANOKA	M4 MCLEOD
B1 BECKER	M5 MEEKER
B2 BELTRAMI	M6 MILLE LACS
B3 BENTON	M7 MORRISON
B4 BIG STONE	M8 MOUER
B5 BLUE EARTH	M9 MURRAY
B6 BROWN	N1 NICOLLET
C1 CARLTON	N2 NOBLES
C2 CARVER	N3 NORMAN
C3 CASS	O1 OLMSTED
C4 CHIPPEWA	O2 OTTER TAIL
C5 CHISAGO	P1 PENNINGTON
C6 CLAY	P2 PINE
C7 CLEARWATER	P3 PIPESTONE
C8 COOK	P4 POLK
C9 COTTONWOOD	P5 POPE
CA CROW WING	R1 RAMSEY
D1 DAKOTA	R2 RED LAKE
D2 DODGE	R3 REDWOOD
D3 DOUGLAS	R4 RENVILLE
F1 FARIBAULT	R5 RICE
F2 FILLMORE	R6 ROCK
F3 FREEBORN	R7 ROSEAU
G1 GOODHUE	S1 ST LOUIS
G2 GRANT	S2 SCOTT
H1 HENNEPIN	S3 SHERBURNE
H2 HOUSTON	S4 SIBLEY
H3 HUBBARD	S5 STEARNS
I1 ISANTI	S6 STEELE
I2 ITASCA	S7 STEVENS
J1 JACKSON	S8 SWIFT
K1 KANABEC	T1 TODD
K2 KANDIYOH	T2 TRAVERSE
K3 KITTSO	U1 UABASHA
K4 KOOCICHING	U2 UADENA
L1 LAC QUI PARLE	U3 UASECA
L2 LAKE	U4 UASHINGTON
L3 LAKE OF THE WOODS	U5 UATONUAN
L4 LE SUEUR	U6 UILKIN
L5 LINCOLN	U7 UINONA
L6 LYON	U8 URIGHT
M1 MAHANOMEN	Y1 YELLOW MEDICINE
M2 MARSHALL	

## WORKER COUNTS BY COUNTY

**TOTAL 6,509**

AITKIN	14	CARVER	155	DOUGLAS	25
ANOKA	252	CASS	4	FARIBAULT	4
BECKER	17	CHIPPEWA	31	FILLMORE	12
BELTRAMI	68	CHISAGO	28	FREEBORN	42
BENTON	33	COOK	2	GOODHUE	158
BLUE EARTH	181	CROW WING	58	GRANT	6
BROWN	13	DAKOTA	329	HENNEPIN	1,072
CARLTON	25	DODGE	11	HOUSTON	10

**WORKER COUNTS BY COUNTY****TOTAL****6,509**

HUBBARD	17	SIBLEY	21
ISANTI	43	STEARNS	306
ITASCA	206	STEELE	75
JACKSON	24	STEVENS	3
KANABEC	15	SWIFT	2
KANDIYOHI	25	TODD	8
KOOCHICHING	48	TRAVERSE	3
LAC QUI PARLE	11	WABASHA	10
LAKE	28	WADENA	4
LAKE OF THE WOODS	2	WASECA	33
LE SUEUR	25	WASHINGTON	234
LINCOLN	1	WATONWAN	3
LYON	22	WILKIN	3
MCLEOD	35	WINONA	54
MARTIN	34	WRIGHT	242
MEEKER	31	YELLOW MEDICINE	10
MILLE LACS	58	TOTAL ALL COUNTIES	6,509
MORRISON	56		
MOWER	41		
NICOLLET	71		
NOBLES	30		
OLMSTED	247		
OTTER TAIL	17		
PENNINGTON	5		
PINE	12		
PIPESTONE	22		
POLK	21		
RAMSEY	866		
REDWOOD	12		
RENVILLE	5		
RICE	111		
ROSEAU	3		
ST LOUIS	487		
SCOTT	118		
SHERBURNE	199		



# Federal WD-10 Submission Process for ND Illustrated

## Selecting Data for WD-10 Survey Submissions:

Project data are selected by survey date range (construction site visit date range), county, job classification, wage rate, and any other appropriate selection criteria.

In the illustration below, all project data are selected for the period of 10/01/2010 through 03/31/2012 and MERCER County, and then the 2 preferred wage rates are selected for federal submission for MERCER County. This step is repeated for each county. This feature automatically adheres to all federal WD-10 reporting guidelines, including the “peak week” rule.

LIUNA KEY – NORTH DAKOTA

Projects Reports Exports Sync Backup Restore Contractors Config Exit

D.O.L. Select D.O.L. Submitted Wage Analysis Detailed Maps Agent Activity Misc

**D.O.L. Prevailing Wage Reports**

REPORT TYPE: Complete FEDERAL Reports - not yet submitted - electronic WD-10

PERIOD • FROM: 10/01/2010 • THROUGH: 03/31/2012

☐ WHERE PROJECT ENDED

STATE: ND COUNTY: MERCER

UNION AGENT: ALL UNION AGENTS ...

CATEGORY: ALL PROJECT CATEGORIES ...

TYPE OF WORK: ALL TYPES OF WORK ...

WAGE:

ALL WAGES ...

117 workers, \$18.10 / \$31.29	(0005 - ND BUILDING, 001, BLDG, BEG 05-01-11, END 04-30-12)
72 workers, \$17.95 / \$30.44	(0006 - ND BUILDING, 001, BLDG, BEG 05-01-10, END 04-30-11)
4 workers, \$21.07 / \$35.38	(0007 - ND BUILDING, 002, BLDG, BEG 05-01-10, END 04-30-11)

**Report Format Options**

SUBMITTER IS: ☒ Union ☐ Contractor ☐ Blank

☒ SUBCONTRACT VALUE = PROJECT VALUE (if missing)

PRINT SORTATION: COUNTY, PROJECT ID

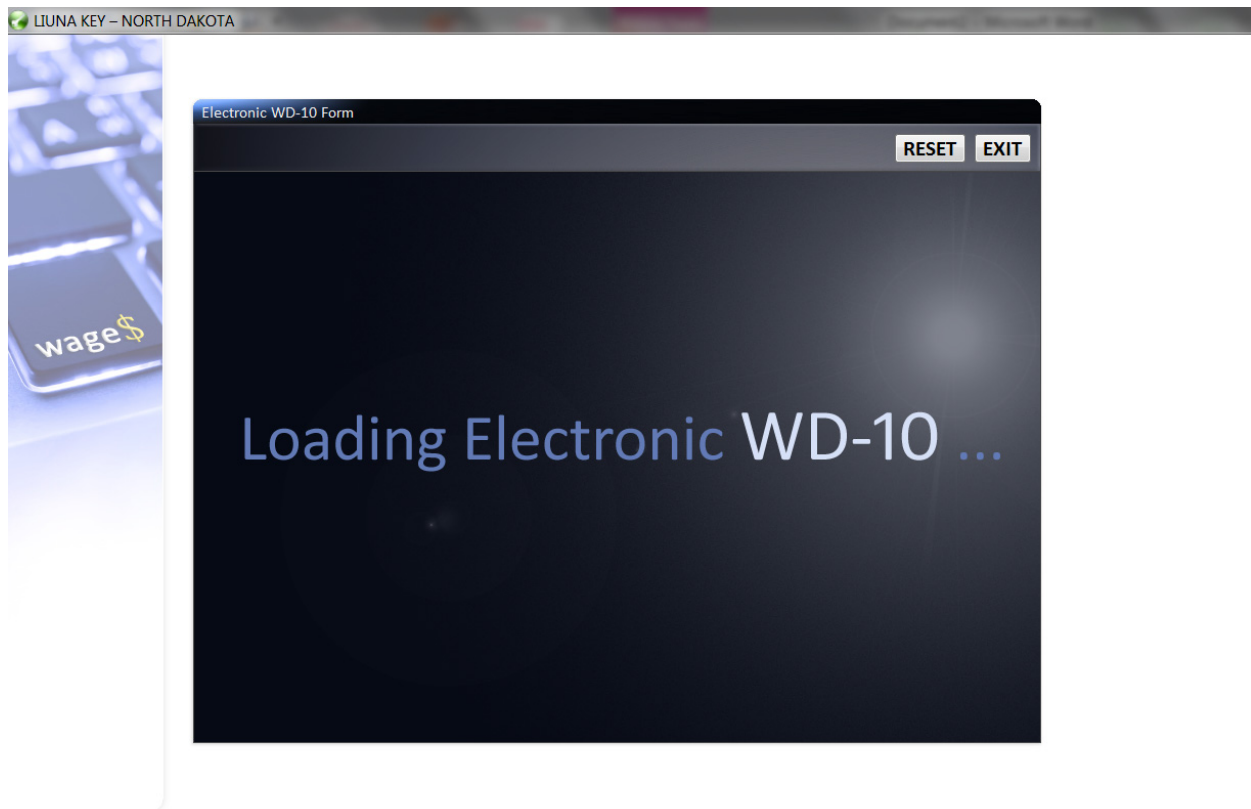
PREVIEW PRINT WEB



## Opening Electronic WD-10 Survey:

On the screen illustrated on the prior page, the user typically previews and prints completed paper or PDF reports before clicking the “WEB” button to begin the final WD-10 submission.

After clicking the “WEB” button, the federal electronic WD-10 web form is opened and the screen illustrated below appears while the electronic WD-10 web form is loaded, evaluated for changes, and while the initial WD-10 survey form is populated with accurate survey data.

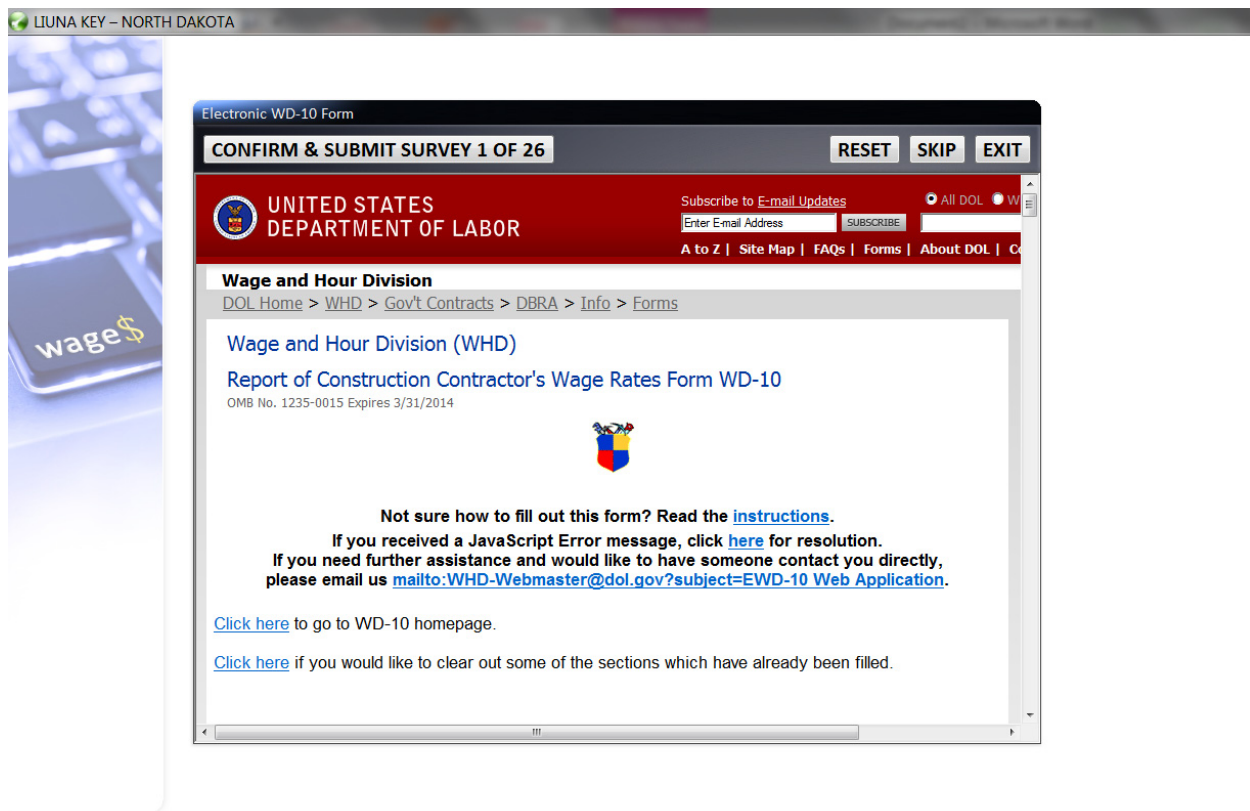




# Reviewing Electronic WD-10 Survey:

The screen illustrated below displays after each WD-10 survey is properly prepared and populated with accurate data.

The user may scroll down to spot check data before clicking the “CONFIRM & SUBMIT” button at the top of the screen.



The screenshot shows a web browser window with the title "LIUNA KEY - NORTH DAKOTA". The main content area is titled "Electronic WD-10 Form" and displays "CONFIRM & SUBMIT SURVEY 1 OF 26". At the top right are buttons for "RESET", "SKIP", and "EXIT". The header features the "UNITED STATES DEPARTMENT OF LABOR" logo and a "Subscribe to E-mail Updates" section with an "Enter E-mail Address" field and a "SUBSCRIBE" button. Below the header is a navigation menu with links: "A to Z", "Site Map", "FAQs", "Forms", "About DOL", and "Contact Us". The main content area is titled "Wage and Hour Division" and includes a breadcrumb trail: "DOL Home > WHD > Gov't Contracts > DBRA > Info > Forms". The title of the form is "Wage and Hour Division (WHD) Report of Construction Contractor's Wage Rates Form WD-10", with a note "OMB No. 1235-0015 Expires 3/31/2014". A small graphic of a construction worker is displayed. Below the graphic, there is a message: "Not sure how to fill out this form? Read the [instructions](#). If you received a JavaScript Error message, click [here](#) for resolution. If you need further assistance and would like to have someone contact you directly, please email us <mailto:WHD-Webmaster@dol.gov?subject=EWD-10 Web Application>." At the bottom, there are two links: "Click [here](#) to go to WD-10 homepage." and "Click [here](#) if you would like to clear out some of the sections which have already been filled."

Scrolling down within the WD-10 survey reveals a complete report without error. The automated software populates the survey with data which have already been thoroughly validated – adhering to all federal reporting rules. When the user clicks the “CONFIRM & SUBMIT” button, the software quickly evaluates the survey data once more to ensure that all data are valid, consistent, and to make sure that no data have been altered manually by the user prior to clicking “CONFIRM & SUBMIT”.

Electronic WD-10 Form

**CONFIRM & SUBMIT SURVEY 1 OF 26** **RESET** **SKIP** **EXIT**

Classification #1  
LABORER

Type of Work Performed  
ASBESTOS ABATEMENT

Paid under CBA?  
Yes

Peak Week Ending Date  
04/30/2011

Number of Employees  
2

Hourly Rate  
21.07

Health & Welfare: None ☐ % of Hourly Rate ☐ \$ per EMP. per Hour ☐ 6.35

Pension (401K, etc.): None ☐ % of Hourly Rate ☐ \$ per EMP. per Hour ☐ 5.80

Apprentice Training: None ☐ % of Hourly Rate ☐ \$ per EMP. per Hour ☐ 0.31

Vacation & Holiday: None ☐ % of Hourly Rate ☐ \$ per EMP. per Hour ☐ No. of days per year ☐ 1.85

Additional Fringe: None ☒ % of Hourly Rate ☐ \$ per EMP. per Hour ☐ No. of days per year ☐

Classification #2

Type of Work Performed

Paid under CBA?

Peak Week Ending Date

Number of Employees

Hourly Rate

# Record of All Submitted WD-10 Surveys:

The automated software automatically captures and records the CONFIRMATION ID which is generated by the federal D.O.L. WD-10 web service, and all survey batches (for each submission session) are recorded separately and permanently for ongoing review and analysis. In addition, the federal D.O.L. WD-10 web service triggers a confirmation email which is instantly sent to the provided email address after each individual federal D.O.L. WD-10 survey is “CONFIRMED & SUBMITTED” by the user.

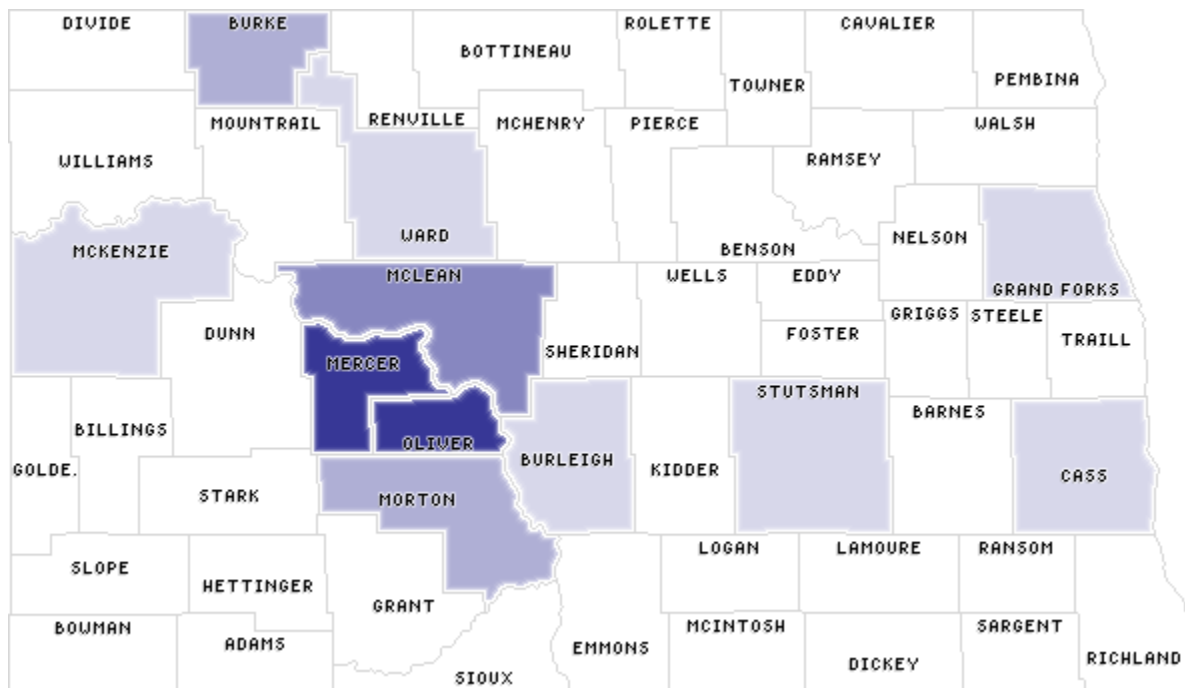
In the illustration below, 11 survey batches are recorded and made permanently available for future reference and analysis. These 11 survey batches below happen to represent 11 counties, 88 WD-10 surveys, and 388 workers.

The screenshot displays the 'LIUNA KEY - NORTH DAKOTA' software interface. The main menu includes 'Projects', 'Reports' (highlighted), 'Exports', 'Sync', 'Backup', 'Restore', 'Contractors', 'Config', and 'Exit'. Below this, a secondary menu shows 'D.O.L. Select', 'D.O.L. Submitted' (highlighted), 'Wage Analysis', 'Detailed Maps', 'Agent Activity', and 'Misc'. The central window is titled 'D.O.L. Prevailing Wage Reports Already Submitted' and features a toggle for 'FEDERAL' (selected) and 'STATE'. It lists 'SUBMITTED FEDERAL WAGE SURVEYS (Form WD-10):' with a table of 11 entries. Each entry includes a timestamp, the number of reports, and the county name with the number of reports and workers. At the bottom, there are buttons for 'RENAME SELECTED REPORTS', 'DELETE SELECTED REPORTS', 'PREVIEW SELECTED REPORTS', and 'PRINT SELECTED REPORTS'.

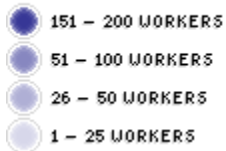
Timestamp	Reports	County	Rpts	Workers
2013-02-06 09:49:33	1 REPORT	BURKE	1 RPT	33 WKRS
2013-02-06 09:58:33	6 REPORTS	BURLEIGH	6 RPTS	15 WKRS
2013-02-06 10:06:58	1 REPORT	CASS	1 RPT	5 WKRS
2013-02-06 10:09:41	1 REPORT	GRAND FORKS	1 RPT	5 WKRS
2013-02-06 10:11:54	1 REPORT	MCKENZIE	1 RPT	2 WKRS
2013-02-06 10:24:10	14 REPORTS	MCLEAN	14 RPTS	31 WKRS
2013-02-06 10:37:17	26 REPORTS	MERCER	26 RPTS	121 WKRS
2013-02-06 10:50:45	9 REPORTS	MORTON	9 RPTS	23 WORKERS
2013-02-06 10:58:11	23 REPORTS	OLIVER	23 RPTS	133 WKRS
2013-02-06 11:07:02	3 REPORTS	STUTSMAN	3 RPTS	10 WKRS
2013-02-06 11:10:02	3 REPORTS	WARD	3 RPTS	10 WKRS

# One Example of WD-10 Survey Analysis:

The automated software includes numerous analytical reports and exports. The basic map and legend below were produced with a few easy mouse clicks.



## WORKER TOTALS BY COUNTY



# Contact Info Regarding WageKey Software:

## **LaborKey Corporation**

Brett Gurgel, Systems Developer

[brett@laborkey.com](mailto:brett@laborkey.com)

612.554.5394